

Apple-Math-Order of Numbers

Thank you for downloading this item.

This is designed to introduce and reinforce basic skills, without all of the prep.

This is a print and go activity.

I hope that you and your child (or children) enjoy this resource and find it useful.

If you have any questions, please drop me a line, at:

inspiringnhkids@gmail.com

Thank you!

I also hope that you will stop by and like me on Facebook,

Presented by: InspiringNhKids.com





Directions to Parents:




Print the cards and laminate them if you wish.




Then cut them out.





Use the worksheet attached (either 5 or 10 problems)

Select 4 apples (I turn mine down and have the child pick) and then just place them in order of place value. Learning that the one's, ten's, twenties, thirties, etc.










Name: _____



Problem Set Number 1:

_____, _____, _____, _____

Problem Set Number 2:

_____, _____, _____, _____

Problem Set Number 3:

_____, _____, _____, _____


Problem Set Number 4:

_____, _____, _____, _____

Problem Set Number 5:

_____, _____, _____, _____

Name: _____



Problem Set Number 6:

_____, _____, _____, _____

Problem Set Number 7:

_____, _____, _____, _____

Problem Set Number 8:

_____, _____, _____, _____

Problem Set Number 9:

_____, _____, _____, _____

Problem Set Number 10:

_____, _____, _____, _____